

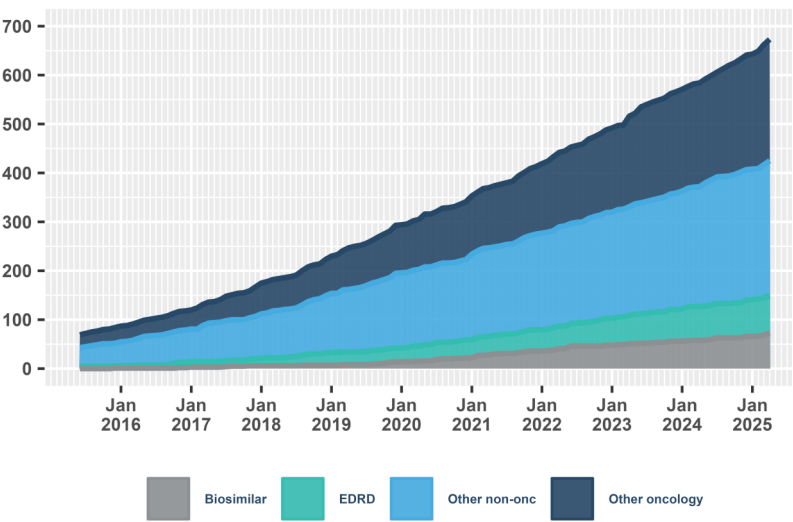
June 2025 Dashboard

Letters of intent

Increase access, improve consistency and reduce duplication

Since the pCPA's inception, **671** negotiations have reached a letter of intent (LOI), including:

- **248** for oncology drugs
- **73** for biosimilars
- **76** for expensive drugs for rare diseases (EDRD)



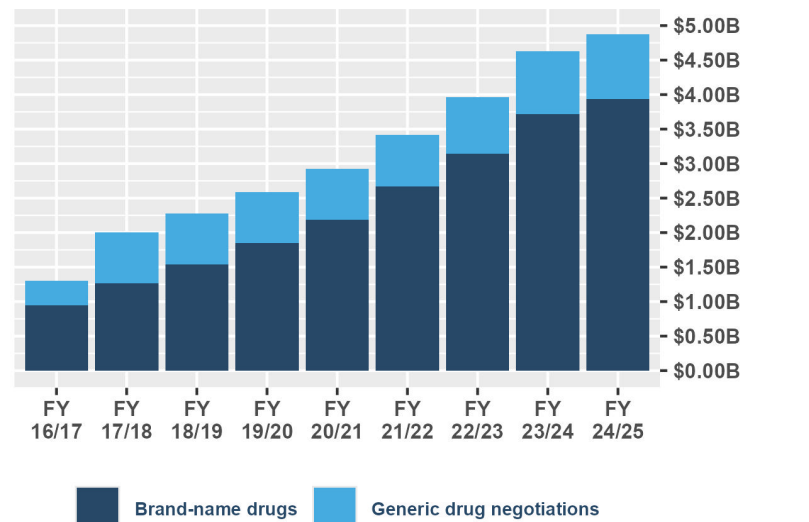
Savings

Lower drug costs

pCPA activities saved jurisdictions an estimated **\$4.87B** in 2024-25:

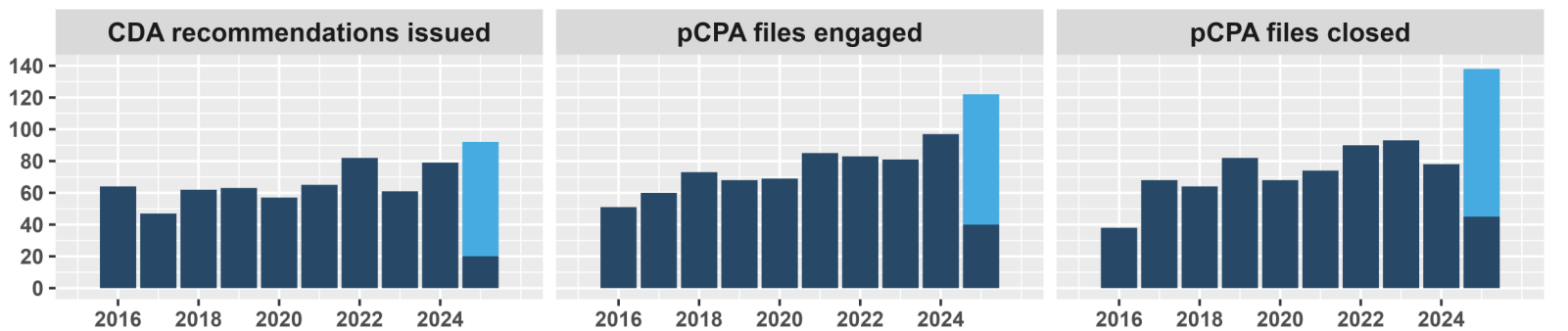
- **\$3.94B** from brand-name drugs
- **\$935M** from generic drugs

Since 2010, cumulative savings are estimated to be **\$28.8B**



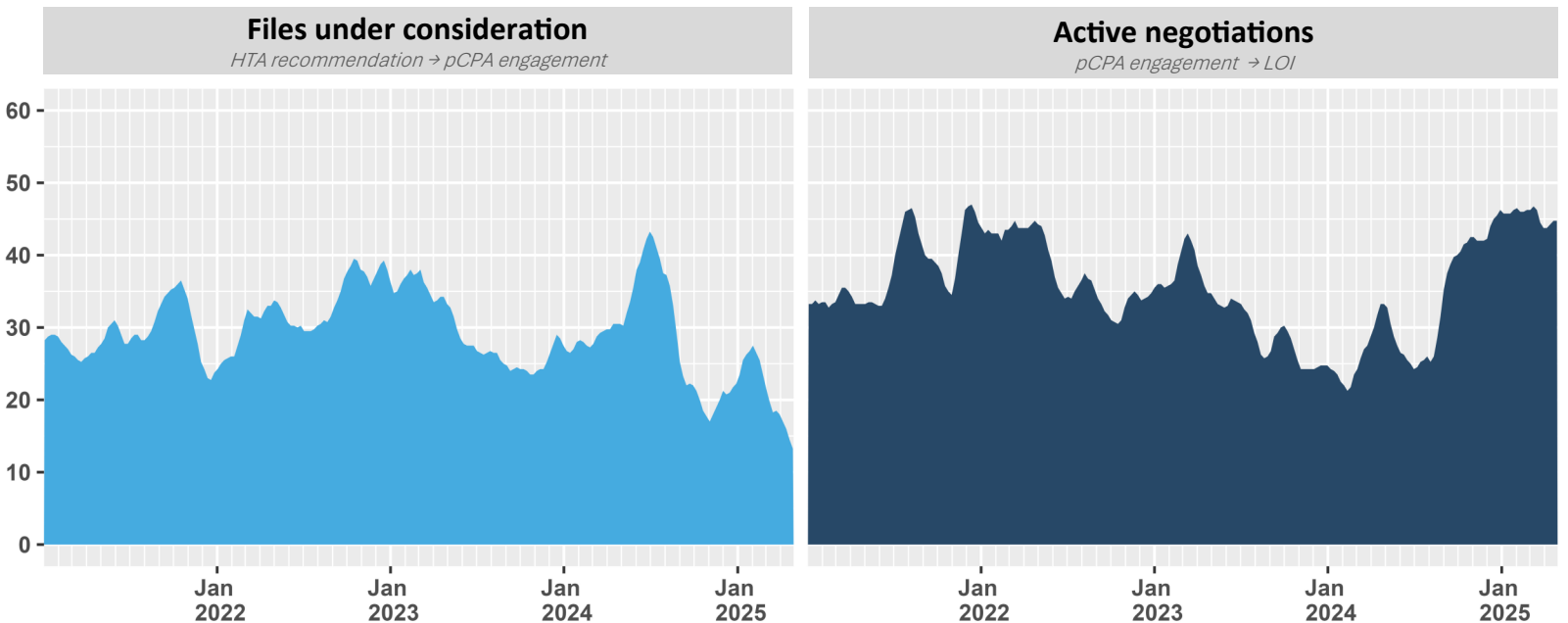
HTA and pCPA volumes

- There has been very high activity in the first four months of 2025, and the pCPA is projecting record volumes of health technology assessment (HTA) recommendations, negotiations engaged and negotiations closed.



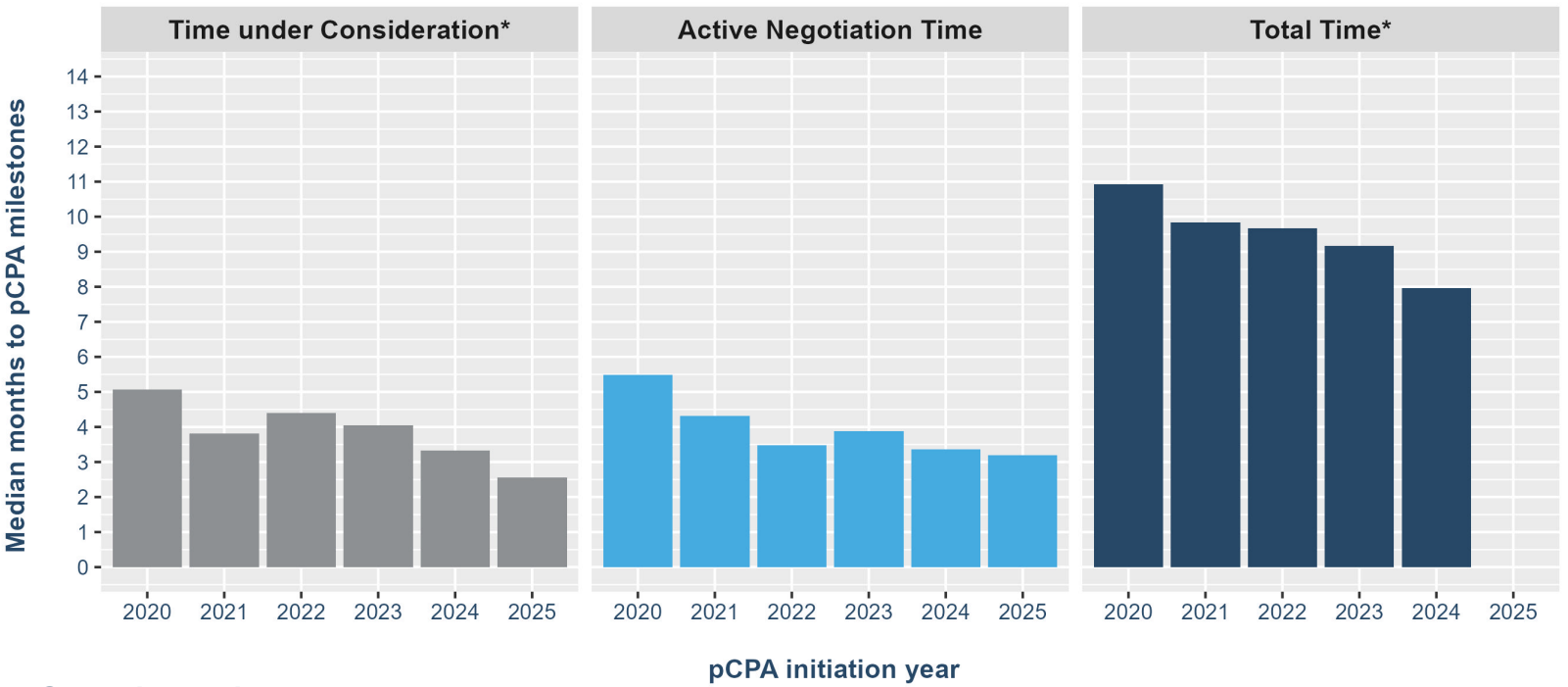
pCPA activity

- The number of files in consideration **fell below 20 files** for the first time in the post-COVID era.
- The pCPA is committed to further decreasing the in-consideration timeline.
- The number of active negotiations has significantly increased, with the pCPA negotiating more than 40 files at a time **over the last 8 months**.



pCPA timelines

- All pCPA timeline metrics have **improved between 2020 and 2025**.
- The typical months under consideration phase fell from **5.1 months to 2.6 months, a 49 % decrease**, and active negotiation timelines fell from **5.5 months to 3.2 months, a 42 % decrease**.
- Between 2020 and 2024, the total timeline fell from **11 months to 8 months**. Data for 2025 is not yet available.



Oncology drugs

- The pCPA's negotiation times for oncology drugs have decreased over time, **falling from 9 months for HTA reviews in 2020, to 6 months in 2024** (2.1 months to engagement and 3.5 months for active negotiation).

